











Chime Tone Intercom

DOOR 2 ROOM 3 IE-2A2DU

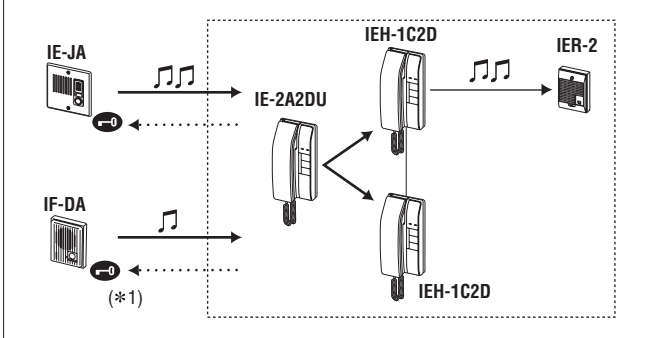
AUDIO ENTRY SECURITY

| Door station | Master station | Sub station | Lineup |
|---|---|---|---|
|  IE-JA Door station → P.31 |  IE-2A2DU Master station, 2 door releases |  IE-2AD(U) Master station |  IEH-1CD Sub master station |
|  IF-DA Door station → P.31 Power supply 12~24V DC power supply 12~16V AC transformer | | |  EL-12S Electric door strike → P.103 |
| | | |  AC-10S Access control keypad, surface mount → P.101 |
| | | |  IER-2 Call extension → P.103 |
| | | |  AC-10F Access control keypad, flush mount → P.101 |
| | | |  TAR-3 External signaling relay → P.32 |

Features

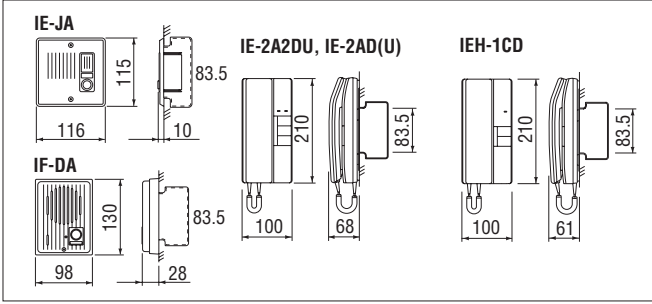
- 3-station chime tone intercom
- 2 door stations w/door release
- All call type room calling
- Chime tone cutout at sub station
- Door selective monitoring at master station
- AC or DC power source

Communication network

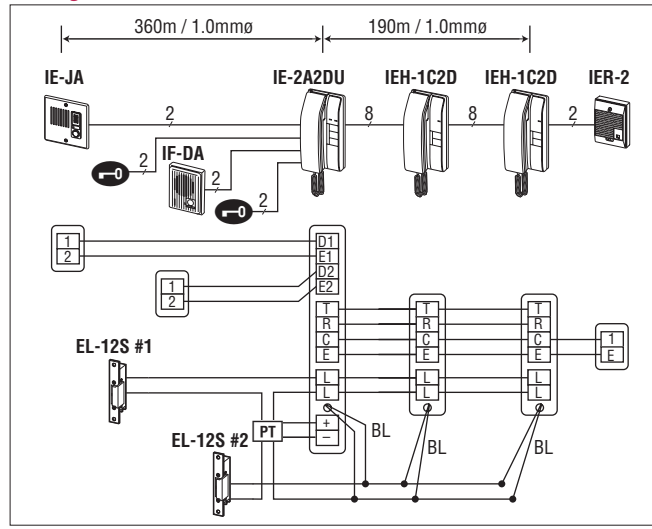


All call type voice calling between rooms
 (*1) Available in IE-2A2DU or IE-2AD(U) w/RY-3DL

Unit dimensions



Wiring



BL : Blue(2) [PT] : AC transformer

Specifications (IE-2A2DU)

| | |
|-----------------|--|
| Power source | 12~16V AC, 200mA 12~24V DC, 200mA |
| Power supply | AC transformer 12~16V AC, 550mA (for both IE & EL-12S). PS-1225/S/UL |
| Communication | Door calls in w/4- or 2-tone chime to all stations, 45 sec. Chime can be cut out at sub. Pick up any station handset to reply. Press CALL to call other stations with pretone & voice. |
| Door release | Contact rating: 24V AC/DC, 500mA |
| Wiring | 2 parallel wires, non-polarized. 6 wires in loop, rooms. |
| Wiring distance | IE-2A2DU to door 150m(0.65mmø) 360m(1.0mmø) Between rooms 75m(0.65mmø) 190m(1.0mmø) |